
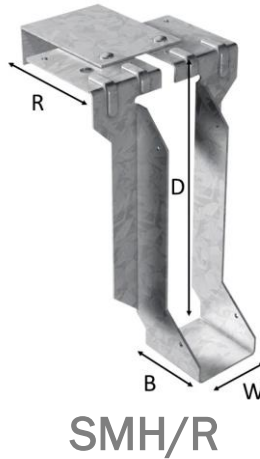
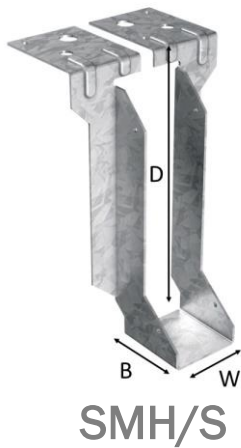


SMH Joist Hanger Type S, R and D

The SMH is a range of Heavy Duty Joist Hangers designed for building into brickwork or blockwork. As standard all hangers are manufactured from 2.0mm thick pre-galvanised steel to BS EN 10346, S280. Wide top flange design offers increased loading capacity on masonry with a minimum crushing strength of 3.5N/mm² and above. Hangers 150mm deep and over are manufactured 10mm less to allow for notching and regularisation of timber joists. All hangers feature 75mm bearing surface and pre-punched side gussets to allow nail fixing into timber joists with 30 x 3.75mm Sherardised square twist nails. The standard hanger is designed for building into brickwork or blockwork.



Product

SMH

Features:

Available as

- Single (Type S)
- Return (Type R)
- Double (Type D)

Fixings:

- Type A, 30 x 3.75mm Sherardised Square Twist Nails

Approvals:

- Complies with BS EN 845-1
- CE Marked
- UKCA Marked

Dimensions

Product Details				
Product code	Dimensions (mm)			
	W	D	B	R
SMH/S	38-150	100-250	60	-
SMH/R	38-150	100-250	60	AS REQ'D
SMH/D	38-150	100-250	60	AS REQ'D

SMH/S



SMH/R



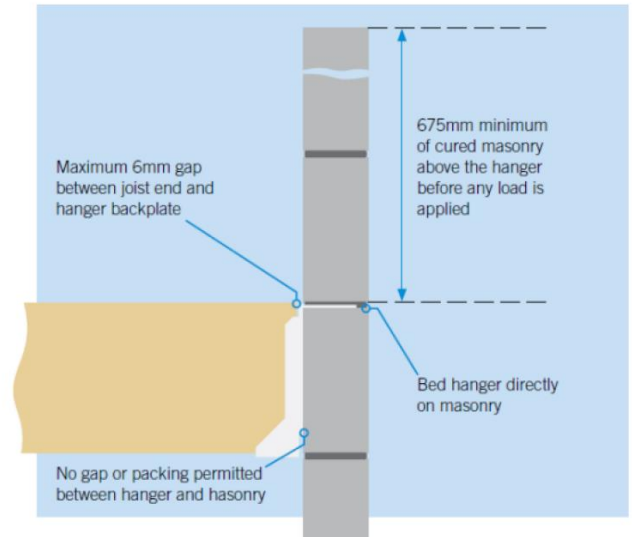
SMH/D



SMH Joist Hanger Type S, R and D

Installation

- The back plate of the joist hanger must be flush against the supporting masonry
- A minimum of 675mm of cured masonry must be in position above the joist hanger flanges before any load is applied.
- Timber joists should be cut square and butt up to the back face of the hanger with a minimum allowed gap of 6mm.
- Nail to the timber joist through all pre-punched holes in each slide gusset with BPC 30 x 3.75mm Sheradised square twist nails.
- It is recommended that ceiling joists are notched at the hanger base to achieve a level surface when using plasterboards.
- Type 'R' return hangers and Type 'D' straddle hangers allow easy location and alignment of joists in construction.
- Heavy Duty Restraint Straps must be used with all types of SMH joist hangers to provide lateral restraint.



Loads

Loads for 3.5N/mm ² Blockwork			
Depth (mm)	Characteristic Capacity (kN)		
	Widths (mm)		
	38-91	100	125-150
100-225	10.0	14.0	15.0
250			10.0

Note: Hanger requires 675mm of masonry above.

Size Table											
Depth (Actual) mm	Width of Hanger (mm)										
	38	44	47	50	63	75	88	91	100	125	150
100	38X100	44X100	47X100	50X100	63X100	75X100	88X100	91X100	100X100	-	-
125	38X125	44X125	47X125	50X125	63X125	75X125	88X125	91X125	100X125	125X125	-
150 (140)	38X150	44X150	47X150	50X150	63X150	75X150	88X150	91X150	100X150	125X150	150X150
175 (165)	38X175	44X175	47X175	50X175	63X175	75X175	88X175	91X175	100X175	125X175	150X175
200 (190)	38X200	44X200	47X200	50X200	63X200	75X200	88X200	91X200	100X200	125X200	150X200
225 (215)	38X225	44X225	47X225	50X225	63X225	75X225	88X225	91X225	100X225	125X225	150X225
250 (240)	38X250	44X250	47X250	50X250	63X250	75X250	88X250	91X250	100X250	125X250	150X250

Ordering

When ordering, specify hanger as SMH/S/(size from table) e.g. SMH/S/50X225 for a 50mm wide hanger with a depth of 225mm.

Examples -

- Type S - SMH/S/50X225
- Type R - SMH/R/50X225/(Specify Return)
- Type D - SMH/D/50X225/(Specify Straddle)