

Composite Marine Fire Extinguisher P50PM



P50PM ABC Powder





ABC 40 powder is a combination of Mono-ammonium phosphate and ammonium sulphate.

On Class A fires the particles fuse and swell to form a barrier which excludes oxygen and prevents re-ignition. On Class B fires the powder interferes with the chemical reactions, thus the flame ceases to exist.

The powder is nonconductive.

ABC 40 powder will extinguish Class A (carbonaceous) fires, Class B (flammable liquid) fires and Class C (flammable gas) fires.

Features

- Manufactured in Great Britain 
- 10 year operational corrosion guarantee
- 10 year quality assurance on material defects and workmanship
- 20 year life cycle
- No service contract required
- Requires only one manufacturer overhaul at 10 years
- A yearly visual maintenance inspection, checking indicators with the magnet
- A Schrader valve is fitted allowing easy refilling on-board vessels
- Recyclable 
- Super strength Aramid (Kevlar®) type material yarn
- Lightweight for ease of operation
- Kitemark, PED, MED and EN3 approved
- Manufacturer ensures safe disposal of contents when required
- UV protection of the outer casing
- QA laser serial number on outer casing
- Operating valve - nickel plated brass
- World recognised patented design
- Main approvals and certifications as below

POWDER



EN3



TECHNICAL SPECIFICATION

Model	Capacity (Kg)	Fire Rating	Full Weight (Kgs)	Temp Range	Operating Pressure (Bar) @ 20°C	Discharge Duration (Secs)	Discharge Range (M)	Diameter (mm)	Height (mm)
P50PM	6	43A/233B	8.5	-20° to + 60°C	12	20	5+	178	570

SPECIFICATIONS

Operating Pressure @ 20°C	12bar
Test Pressure (PT)	22bar
Maximum Allowable Pressure (PS)	15.38bar
Minimum Burst Pressure	55bar
Cylinder Material	HDPE with Aramid Winding (Kevlar®)
Operating Head Material	Brass C3771 - Nickel Plated
Hose and Nozzle	Hose - EPDM Synthetic Rubber

COMPONENT PARTS

Item	Description	Part No.
A	Headcap Assembly	P50-HC-ASS
B	Hose Assembly and Nozzle	P50-HO-ASS
C	Oetiker Clip	BRO540 & 541
D	Transport Bracket and Strap	P50-TB6
-	(ABC40) 6kg Power Refill	P50-DP6
-	Wall Bracket Normal	P506-BRACKET
-	Wall Over Bracket	P50 OVER-BRACKET
-	Headcap Spanner	HCSP50
-	Bench Clamp	SERVICE-CLAMP

YEAR OF MANUFACTURE COLOUR CODES STUD CHART

GREY	2017
BROWN	2018
ORANGE	2019
PURPLE	2020
YELLOW	2021
GREEN	2022
RED	2023
BLUE	2024
WHITE	2025
BLACK	2026

The extinguisher maintenance programme is a simple process which staff members can easily carry out.

If an indicator is in the **RED** segment return to manufacturer or appointed distributor.

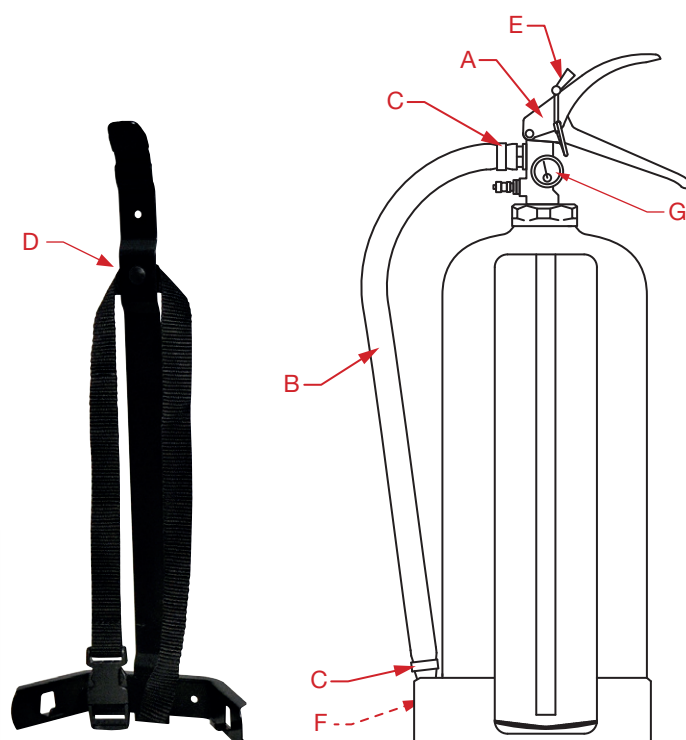
Remove any dust with a clean cloth. Turn upside down to inspect base and locate testing magnet.

Check date is within 10 year operational lifespan (colour coded stud in base gives year of manufacture (F)). At 10 years return to manufacturer or distributor for manufacturers overhaul to extend the lifespan by a further 10 years.

Check the tamper seal is in place (E). If tamper seal is missing, contact manufacturer or distributor.

Check indicator with a magnet to confirm operation (G). Moving magnet from side to side needle should move then return to **GREEN** segment. Return magnet to base.

Record yearly inspection date into logbook and mark extinguisher body with permanent marker pen.



INSTALLATION DATE

Year of Inspection	Examiners Signature
SAMPLE	