



## Masonry to Masonry Wall Ties

These products act to secure two leaves of a cavity wall to each other, allowing them to act as one structurally. A cavity tie usually incorporates some mechanism, (usually a change of shape) to discourage moisture moving across the tie. Most cavity ties are available with a dedicated clip to secure insulation (usually in sheet form) within the cavity.



### Product

## TPT Two Part Ties

The Vista TPT is designed to safely tie across large cavities in traditional brick/blocks.

As a result of problems experienced over wider cavities (**150-375mm**) and their weight causing long ties to overturn, the Vista two part ties allow larger cavities to be spanned. The TPT solves this issue by utilizing a short 'inner' tie built into the inner leaf and an 'outer' tie which locks into the short inner section and is built into the outer leaf as the wall is built.

Its categorisation as a Type 2 tie means the TPT has a maximum building height of 15m and is suitable for flat sites where the basic wind speed is up to 31m/s and altitude is not >150m above sea level.

Part E- Type B tie.

### Size Guide

Product Code	Cavity (mm)	Combined length (mm)	Outer Length (mm)	Inner length (mm)
TPT-300-STST	<b>151-175</b>	<b>300</b>	<b>140</b>	<b>220</b>
TPT-325-STST	<b>176-200</b>	<b>325</b>	<b>165</b>	<b>220</b>
TPT-350-STST	<b>201-225</b>	<b>350</b>	<b>170</b>	<b>240</b>
TPT-375-STST	<b>226-250</b>	<b>375</b>	<b>195</b>	<b>240</b>
TPT-400-STST	<b>251-275</b>	<b>400</b>	<b>220</b>	<b>240</b>
TPT-425-STST	<b>276-300</b>	<b>425</b>	<b>245</b>	<b>240</b>
TPT-450-STST*	<b>301-325</b>	<b>450</b>	<b>270</b>	<b>240</b>
TPT-475-STST*	<b>326-350</b>	<b>475</b>	<b>295</b>	<b>240</b>
TPT-500-STST*	<b>351-375</b>	<b>500</b>	<b>320</b>	<b>240</b>

\*Type 2 load equivalency may be achieved by increasing the tie density, please contact Vista technical for further information.

## Test Results


Samples were tested to BS EN 846-5:2012: Methods of Test for Ancillary Components for Masonry – Part 5: Determination of tensile and compressive load capacity and load displacement characteristics of wall ties (couplet test). Summary of the mean load capacity built into M2 mortar and tested in tension over a 300mm cavity.

Tension over a 300mm cavity	
Mean tensile load capacity	<b>1880N</b>
Compression over a 300mm cavity	
Mean compressive load capacity	<b>1160N</b>

## Installation Guide

Before installing, users should first check the wall tie length and cavity width appropriate for their application. User should also refer to test data to ensure adequate performance of the tie.

1. As the cavity wall is constructed build in the 'inner' ties ensuring 62.5-75mm embedment into inner leaf of wall at the required horizontal/vertical centres.
2. Build inner leaf adding insulation and retaining clips.
3. As construction of the outer leaf progresses, lock the 'outer' tie into the 'inner' tie ensuring the drip and embedment (62.5-75mm) are correct and lay into the horizontal bed joint of the outer leaf.
4. Build outer leaf.



## Additional Information

**Material** – Manufactured from grade 304 stainless steel.

Behaviour in relation to fire – Non combustible (as defined in the national Building Regulations).

Durability – Excellent corrosion resistance and a service life of not less than 60 years.